

NAME: \_\_\_\_\_



## Math Words

**ones** To count by ones, count 1, 2, 3, 4, and so on.

---

**tens** To count by tens, count 10, 20, 30, and so on.

---

**base ten blocks** Base ten blocks show numbers using tens blocks and ones blocks.

---

## Starter Problem

Show 42. Use blocks.

NAME: \_\_\_\_\_

## Starter Problem

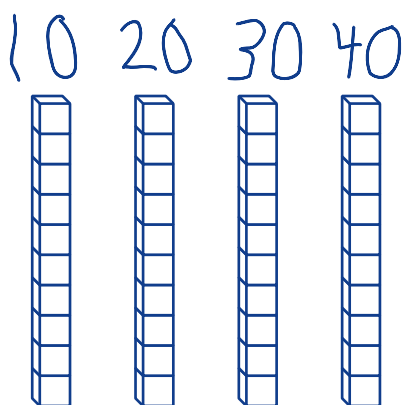
Show 42. Use blocks.



## Student Thinking



Mang

Easy! It's 4 tens and 2 ones.

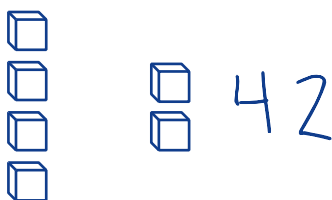


 41  
 42



Armon

I need 4 blocks and 2 blocks.



Oops!

NAME: \_\_\_\_\_

# Things to Remember



Handwriting practice lines for the first section, consisting of four sets of three lines (top solid, middle dashed, bottom solid). A solid purple rectangular box is located at the bottom of this section.

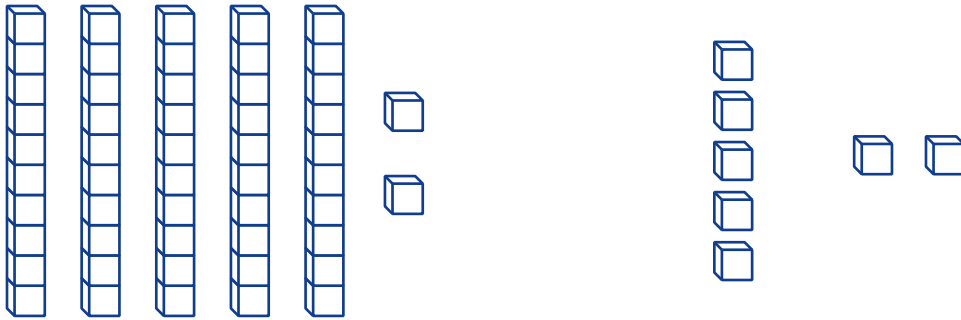


Handwriting practice lines for the second section, consisting of four sets of three lines (top solid, middle dashed, bottom solid).

NAME: \_\_\_\_\_

## Our Turn


1. Circle the blocks that show 52.



2. Circle the blocks that show 31.



3. Circle the blocks that show 12.



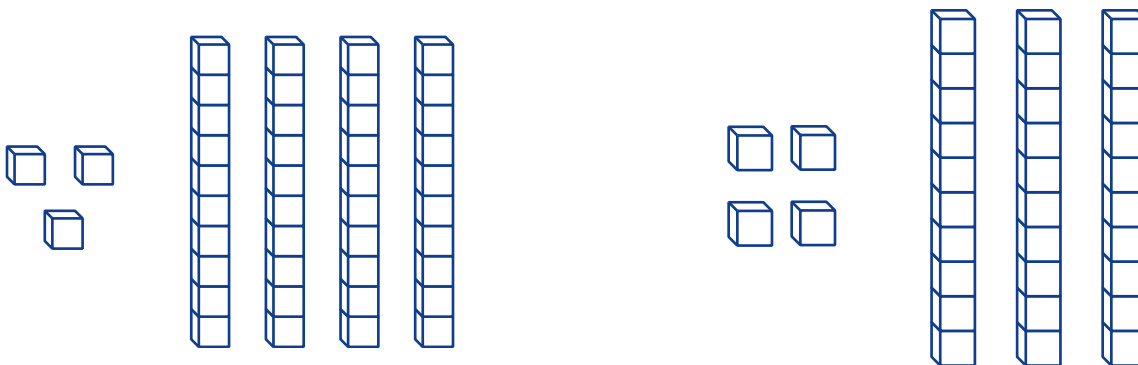
NAME: \_\_\_\_\_

## My Turn

1. Circle the blocks that show 15.



2. Circle the blocks that show 43.



3. Circle the blocks that show 21.

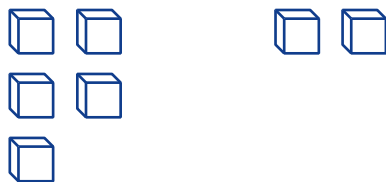


NAME: \_\_\_\_\_

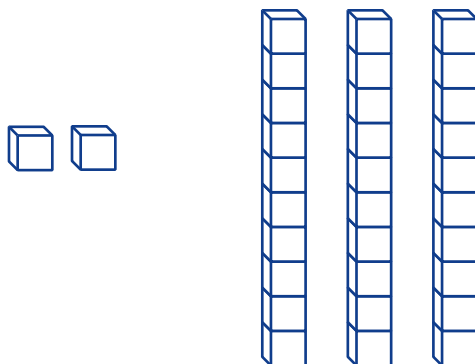
## Mini Lesson

Fill in the circle next to the answer you choose.

1. What number do these blocks show?

☐ 52☐ 25☐ 7

2. What number do these blocks show?

☐ 32☐ 23☐ 5